

BlueStar® Electric Vehicle Industry Index

The BlueStar® Electric Vehicle Industry Index (BEV) tracks the performance of the largest and most liquid companies in the global electric vehicle industry. This is a modified market cap-weighted index, and only includes companies that generate at least 50% of their revenue from electric vehicles, electric vehicle parts, charging technology, or related equipment.

Key Features



	All Time High/Low	52-Week High/Low
Total Return Net Index	406.42/50.65	125.57/50.65

Size and Liquidity Requirements

Full MCap of at least 150 million USD. Three month average-daily-trading volume of at least 1 million USD at review and also at the previous two reviews. At least 250,000 shares traded per month over the last six months at review and also at the two previous reviews.

Universe

Companies have to generate at least 50% of their revenue from electric vehicles, the sale of electric vehicle parts, or charging technology.

Diversification

Company weights are capped at 10%.

Review

Semi-annual in June and December.

Index Data

INDEX PARAMETERS

Launch Date	19 Jan 2021
Type	Sector
Currency	USD
Base Date	29 Dec 2017
Base Value	100.00

Components	34
Volatility (250 days)	38.75
Full MCap bn USD	680.49
Float MCap bn USD	498.56
Correlation* (250 days)	0.67

* NYSE FactSet Global Autonomous Driving * as of 31 Mar 2024 and Electric Vehicle Index

FUNDAMENTALS*

Price/Earnings Trailing	-3.04
Price/Book	2.23
Price/Sales	1.72
Price/Cash Flow	14.45
Dividend Yield	0.19

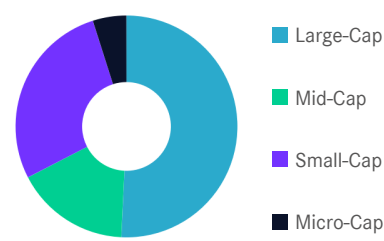
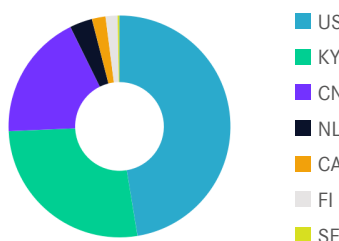
ANNUALISED PERFORMANCE*

1 Month	-6.14%
1 Year	-40.56%
3 Years	-41.79%
5 Years	-5.72%
7 Years	-9.78%

* Total Return Net Index

Country and Size Weightings

Country	Count	Weight
United States	15	47.41%
Cayman Islands	7	26.90%
China	4	18.39%
Netherlands	4	3.29%
Canada	2	1.99%
Finland	1	1.72%
Sweden	1	0.28%

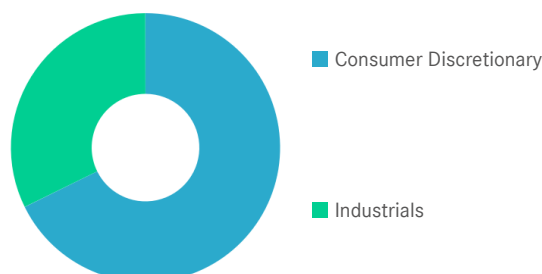


Size	Count	Weight
Large-Cap (> 6 bn)	7	50.75%
Mid-Cap (1.5 bn - 6 bn)	5	16.66%
Small-Cap (0.2 bn - 1.5 bn)	16	27.68%
Micro-Cap (0.0 bn - 0.2 bn)	6	4.90%

BlueStar® Electric Vehicle Industry Index

Sector Weightings

Sector	Count	Weight
Consumer Discretionary	18	67.74%
Industrials	16	32.26%



Index Components

Top Components by Weight	Country	Weight	Best Performing Components	YTD	1 Day
BYD CO LTD	CN	12.69%	NIU TECHNOLOGIES	3.65%	26.11%
LI AUTO INC	KY	10.37%	XPENG INC - ADR	-44.69%	9.35%
TESLA INC	US	9.67%	NIO INC - ADR	-48.07%	7.78%
NIO INC - ADR	KY	6.47%	YADEA GROUP HOLDINGS LTD	-10.31%	5.30%
NIKOLA CORP	US	6.36%	BALLARD POWER SYSTEMS INC	-12.28%	3.91%
CHARGEPOINT HOLDINGS INC	US	5.65%			
QUANTUMSCAPE CORP	US	5.09%			
JOBY AVIATION INC	KY	4.38%	Worst Performing Components	YTD	1 Day
RIVIAN AUTOMOTIVE INC	US	4.30%	ALFEN NV	-28.89%	-7.25%
ARCHER AVIATION INC	US	3.78%	CHARGEPOINT HOLDINGS INC	-24.36%	-4.32%
LUCID GROUP INC	US	3.68%	WALLBOX NV - CLASS A	-7.43%	-2.99%
ZHEJIANG LEAPMOTOR TECHNOLOG	CN	3.60%	POLESTAR AUTOMOTIVE HOLDING UK PLC C	-26.99%	-1.79%
Subtotal		76.03%	HYZON MOTORS INC	-15.75%	-1.44%

Symbols

	Symbol	ISIN	WKN	Sedol	Bloomberg	Reuters	Telekurs
Price Index	BEV	DE000SL0BXT4	SL0BXT	BMGCRJ1	BEV	.BEV	58802779
Total Return Net	BEVNTR	DE000SL0BXU2	SL0BXU	BMGCRK2	BEVNTR	.BEVNTR	58802780
Total Return Gross	-	-	-	-	-	-	-

For further information visit www.marketvector.com

Nothing on this factsheet shall be considered a solicitation to buy or an offer to sell a security, or any other product or service, to any person in any jurisdiction where such offer, solicitation, purchase or sale would be unlawful under the laws of such jurisdiction. Neither MarketVector Indexes GmbH nor any of its licensors makes any warranties or representations, express or implied, to the user with respect to any of the data contained herein. The data is provided for informational purposes only, and the Company shall not be responsible or liable for the accuracy, usefulness or availability of any information transmitted or made available through it. The MarketVector™ family of indexes (MarketVector™, BlueStar®, MVIS®) is protected through various intellectual property rights and unfair competition and misappropriation laws. MVIS® is a registered trademark of Van Eck Associates Corporation that has been licensed to MarketVector Indexes GmbH. MarketVector™ and MarketVector Indexes™ are pending trademarks of Van Eck Associates Corporation. BlueStar®, BlueStar Indexes®, BIGI® and BIGITech® are trademarks of MarketVector Indexes GmbH. You require a licence to launch any product whose performance is linked to the value of a particular MarketVector™ Index and for all use of the MarketVector™ name or name of the MarketVector™ Index in the marketing of the product.