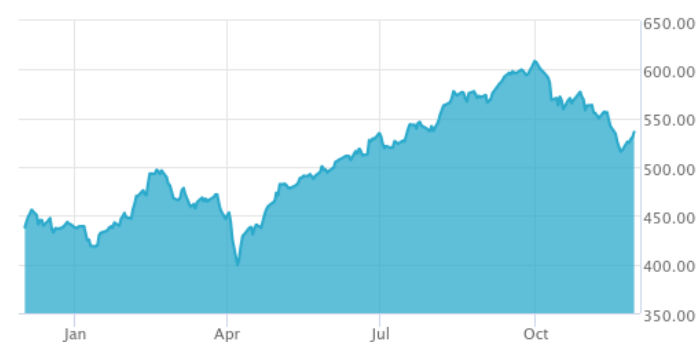


## BlueStar® E-Games Index

The BlueStar® E-Games Index (BEGAM) tracks the performance the largest and most liquid companies in the global Electronic Games Industry. This is a modified market cap-weighted index, and only includes companies that generate at least 50% of their revenue from the development or commercialization of video games, electronic board games, video game consoles, or hardware used to play video or electronic games.

### Key Features



Index 662.10/98.12 662.10/431.80

#### Size and Liquidity Requirements

Full MCap of at least 150 mln USD. Three month average-daily-trading volume of at least 1 mln USD at a review and also at the previous two reviews. At least 250,000 shares traded per month over the last six months at a review and also at the previous two reviews.

#### Universe

Companies must derive at least 50% of revenue from video gaming or e-sports services, or offer video game consoles.

#### Diversification

Company weightings are capped at 7%.

#### Review

Semi-annual in June and December.

### Index Data

#### INDEX PARAMETERS

<b>Launch Date</b>	05 Oct 2018	<b>Components</b>	50
<b>Type</b>	Sector	<b>Volatility</b> (250 days)	17.91
<b>Currency</b>	USD	<b>Full MCap</b> bn USD	5,278.04
<b>Base Date</b>	29 Dec 2014	<b>Float MCap</b> bn USD	4,142.22
<b>Base Value</b>	100.00	<b>Correlation*</b> (250 days)	0.92

\* MVIS Global Video Gaming & eSports Index

#### FUNDAMENTALS\*

<b>Price/Earnings Trailing</b>	81.32
<b>Price/Book</b>	2.31
<b>Price/Sales</b>	2.47
<b>Price/Cash Flow</b>	14.90
<b>Dividend Yield</b>	1.00

\* as of 31 Oct 2025

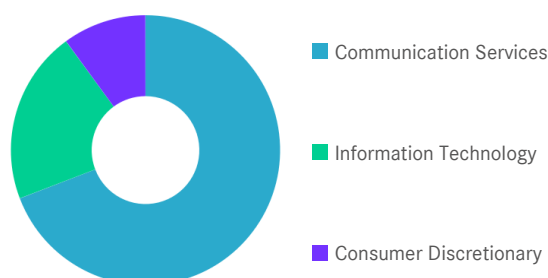
#### ANNUALISED PERFORMANCE\*

<b>1 Month</b>	-6.30%
<b>1 Year</b>	25.79%
<b>3 Years</b>	27.10%
<b>5 Years</b>	6.68%
<b>Since Inception</b>	17.53%

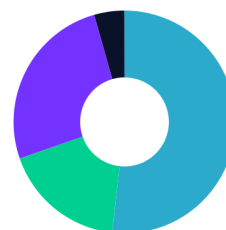
\* Total Return Net Index

### Sector Weightings

Sector	Count	Weight
Communication Services	37	69.18%
Information Technology	8	20.78%
Consumer Discretionary	5	10.05%



## Country and Size Weightings



Size	Count	Weight
Large-Cap ( > 6 bn)	17	51.79%
Mid-Cap (1.5 bn - 6 bn)	10	17.88%
Small-Cap (0.2 bn - 1.5 bn)	18	25.92%
Micro-Cap (0.0 bn - 0.2 bn)	5	4.41%

Top Components by Weight	Country	Weight	Best Performing Components	YTD	1 Day
TENCENT HOLDINGS LTD	KY	7.96%	GUMI INC	5.91%	8.26%
APPLOVIN CORP	US	6.45%	CORSAIR GAMING INC	-1.36%	6.19%
NINTENDO CO LTD	JP	3.43%	MOBVISTA INC	75.50%	5.00%
SONY GROUP CORP	JP	3.25%	UBISOFT ENTERTAINMENT	-38.29%	4.97%
UNITY SOFTWARE INC	US	3.20%	PARADOX INTERACTIVE AB	6.34%	4.54%
MOBVISTA INC	KY	3.19%			
ELECTRONIC ARTS INC	US	3.06%			
MICROSOFT CORP	US	2.99%	Worst Performing Components	YTD	1 Day
NETEASE INC-ADR	KY	2.95%	IDREAMSKY TECHNOLOGY HOLDINGS LIMITE	-75.61%	-1.57%
ROBLOX CORP	US	2.91%	PLAYSTUDIOS INC	-65.48%	-1.49%
XD INC	KY	2.85%	SEGA SAMMY HOLDINGS INC	-10.66%	-0.70%
MEGACHIPS CORP	JP	2.52%	NETDRAGON WEBSOFT INC	21.99%	-0.69%
Subtotal		44.75%	TANWAN INC	83.72%	-0.60%

	Symbol	ISIN	WKN	Sedol	Bloomberg	Reuters	Telekurs
Price Return	BEGAM	DE000A30A046	A30A04	BL54G83	BEGAM	.BEGAM	118227300
Total Return Net	BEGAMNTR	DE000A3CLJ54	A3CLJ5	BLNPNK9	BEGAMNTR	.BEGAMNTR	57061615
Total Return Gross	-	-	-	-	-	-	-

## BlueStar® E-Games Index

---

For further information visit [www.marketvector.com](http://www.marketvector.com)

Nothing on this factsheet shall be considered a solicitation to buy or an offer to sell a security, or any other product or service, to any person in any jurisdiction where such offer, solicitation, purchase or sale would be unlawful under the laws of such jurisdiction. Neither MarketVector Indexes GmbH nor any of its licensors makes any warranties or representations, express or implied, to the user with respect to any of the data contained herein. The data is provided for informational purposes only, and the Company shall not be responsible or liable for the accuracy, usefulness or availability of any information transmitted or made available through it. The MarketVector™ family of indexes (MarketVector™, Bluestar®, MVIS®) is protected through various intellectual property rights and unfair competition and misappropriation laws. MVIS® is a registered trademark of Van Eck Associates Corporation that has been licensed to MarketVector Indexes GmbH. MarketVector™ and MarketVector Indexes™ are pending trademarks of Van Eck Associates Corporation. BlueStar®, BlueStar Indexes®, BIGI® and BIGITech® are trademarks of MarketVector Indexes GmbH. You require a licence to launch any product whose performance is linked to the value of a particular MarketVector™ Index and for all use of the MarketVector™ name or name of the MarketVector™ Index in the marketing of the product.