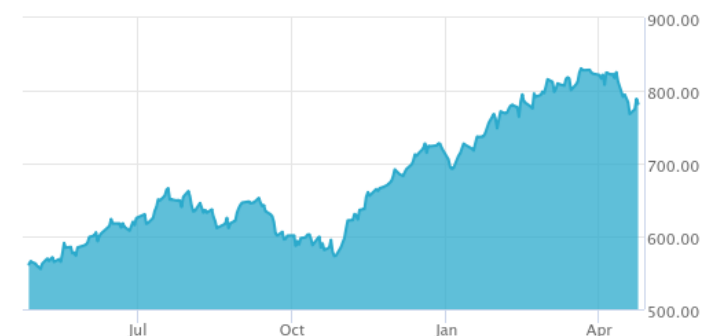


BlueStar® E-Commerce US Leaders Index

The BlueStar® E-Commerce US Leaders Index (BECOM) tracks the performance of the largest and most liquid US-incorporated and US-listed companies in the E-Commerce industry. This is a modified market cap-weighted index, and only includes companies that generate at least 50% of their revenue from e-commerce services, such as internet market places and market place platforms, internet-based payment services, internet booking and streaming services, or e-commerce optimization and fulfillment software.

Key Features



	All Time High/Low	52-Week High/Low
Total Return Net Index	952.02/100.00	830.49/550.28

Size and Liquidity Requirements

Full MCap of at least 1 bln USD. Three months average-daily-trading volume of at least 1 mln USD at a review and also at the previous two reviews. At least 250,000 shares traded per month over the last six months at a review and also at the previous two reviews.

Universe

Companies have to operate e-commerce websites or offer products or services that support e-commerce.

Diversification

Company weightings are capped at 10%.

Review

Semi-annual in June and December.

Index Data

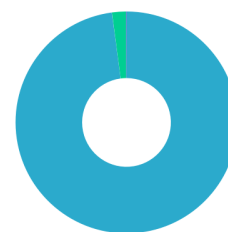
INDEX PARAMETERS				FUNDAMENTALS*		ANNUALISED PERFORMANCE*	
Launch Date	11 Sep 2018	Components	50	Price/Earnings Trailing	45.03	1 Month	-5.57%
Type	Sector	Volatility (250 days)	17.67	Price/Book	7.10	1 Year	38.50%
Currency	USD	Full MCap bn USD	4,081.54	Price/Sales	2.82	3 Years	-4.82%
Base Date	28 Dec 2012	Float MCap bn USD	2,977.35	Price/Cash Flow	22.20	5 Years	9.24%
Base Value	100.00	Correlation* (250 days)	0.78	Dividend Yield	0.27	7 Years	19.91%
* EQM Online Retail				* as of 31 Mar 2024		* Total Return Net Index	

Country and Size Weightings

Country	Count	Weight
United States	50	100.00%



■ US



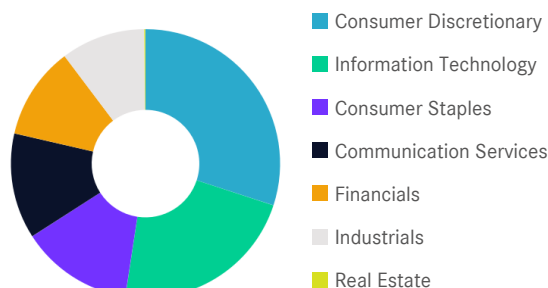
■ Large-Cap
■ Mid-Cap
■ Small-Cap
■ Micro-Cap

Size	Count	Weight
Large-Cap (> 6 bn)	32	97.90%
Mid-Cap (1.5 bn - 6 bn)	17	2.03%
Small-Cap (0.2 bn - 1.5 bn)	1	0.07%
Micro-Cap (0.0 bn - 0.2 bn)	0	0.00%

BlueStar® E-Commerce US Leaders Index

Sector Weightings

Sector	Count	Weight
Consumer Discretionary	13	30.04%
Information Technology	14	22.37%
Consumer Staples	2	13.51%
Communication Services	6	12.70%
Financials	8	11.12%
Industrials	5	10.10%
Real Estate	2	0.15%



Index Components

Top Components by Weight	Country	Weight	Best Performing Components	YTD	1 Day
NETFLIX INC	US	10.85%	WALMART INC	14.32%	1.32%
AMAZON.COM INC	US	10.67%	AIRBNB INC	19.61%	1.17%
WALMART INC	US	10.18%	COPART INC	12.10%	1.14%
SALESFORCE INC	US	9.68%	DOCUSIGN INC	-3.63%	1.02%
SERVICENOW INC	US	7.64%	MATCH GROUP INC	-12.49%	0.79%
UBER TECHNOLOGIES INC	US	7.13%			
BOOKING HOLDINGS INC	US	6.13%			
FISERV INC	US	4.04%			
PAYPAL HOLDINGS INC.	US	3.76%			
AIRBNB INC	US	3.58%			
TARGET CORP	US	3.33%			
MERCADOLIBRE INC	US	3.11%			
Subtotal		80.11%			

Worst Performing Components	YTD	1 Day
MANHATTAN ASSOCIATES INC	-4.18%	-10.54%
WAYFAIR INC	-14.23%	-8.36%
NETFLIX INC	14.02%	-3.92%
OPENDOOR TECHNOLOGIES INC	-52.01%	-3.59%
LYFT INC	9.01%	-3.43%

Symbols

	Symbol	ISIN	WKN	Sedol	Bloomberg	Reuters	Telekurs
Price Index	BECOM	DE000SL0FUM6	SL0FUM	BQ0GRX1	BECOM	.BECOM	118655360
Total Return Net	BECOMNTR	DE000SLA6176	SLA617	BMGR536	BECOMNTR	.BECOMNTR	43734080
Total Return Gross	-	-	-	-	-	-	-

For further information visit www.marketvector.com

Nothing on this factsheet shall be considered a solicitation to buy or an offer to sell a security, or any other product or service, to any person in any jurisdiction where such offer, solicitation, purchase or sale would be unlawful under the laws of such jurisdiction. Neither MarketVector Indexes GmbH nor any of its licensors makes any warranties or representations, express or implied, to the user with respect to any of the data contained herein. The data is provided for informational purposes only, and the Company shall not be responsible or liable for the accuracy, usefulness or availability of any information transmitted or made available through it. The MarketVector™ family of indexes (MarketVector™, BlueStar®, MVIS®) is protected through various intellectual property rights and unfair competition and misappropriation laws. MVIS® is a registered trademark of Van Eck Associates Corporation that has been licensed to MarketVector Indexes GmbH. MarketVector™ and MarketVector Indexes™ are pending trademarks of Van Eck Associates Corporation. BlueStar®, BlueStar Indexes®, BIGI® and BIGITech® are trademarks of MarketVector Indexes GmbH. You require a licence to launch any product whose performance is linked to the value of a particular MarketVector™ Index and for all use of the MarketVector™ name or name of the MarketVector™ Index in the marketing of the product.