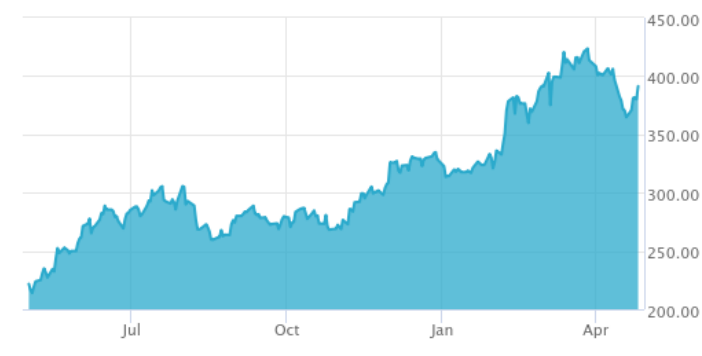


## BlueStar<sup>®</sup> Big Data & AI Index

The BlueStar<sup>®</sup> Big Data & AI Index (BDAI) tracks the performance of companies that are involved in the Big Data and Artificial Intelligence industries.

### Key Features



	All Time High/Low	52-Week High/Low
<b>Total Return Net Index</b>	465.05/98.75	423.62/214.00

#### Size and Liquidity Requirements

Full MCap of at least 150 mln USD. Three month average-daily-trading volume of at least 1 mln USD at a review and also at the previous two reviews. At least 250,000 shares traded per month over the last six months at a review and also at the previous two reviews.

#### Universe

Companies that derive at least 50% revenues from Machine Learning and Artificial Intelligence.

#### Diversification

Company weights are capped at 15%.

#### Review

Quarterly.

### Index Data

#### INDEX PARAMETERS

<b>Launch Date</b>	14 Jul 2023	<b>Components</b>	13
<b>Type</b>	Sector	<b>Volatility</b> (250 days)	29.94
<b>Currency</b>	USD	<b>Full MCap</b> bn USD	501.48
<b>Base Date</b>	30 Jun 2017	<b>Float MCap</b> bn USD	308.04
<b>Base Value</b>	100.00	<b>Correlation*</b> (250 days)	0.00

\* -

#### FUNDAMENTALS\*

<b>Price/Earnings Trailing</b>	-90.22
<b>Price/Book</b>	13.84
<b>Price/Sales</b>	6.83
<b>Price/Cash Flow</b>	40.81
<b>Dividend Yield</b>	0.14

\* as of 31 Mar 2024

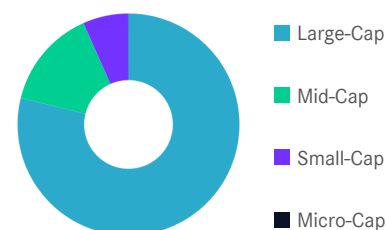
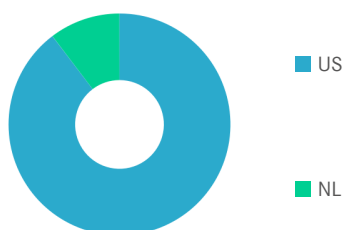
#### ANNUALISED PERFORMANCE\*

<b>1 Month</b>	-7.29%
<b>1 Year</b>	73.26%
<b>3 Years</b>	3.62%
<b>5 Years</b>	15.11%
<b>7 Years</b>	22.13%

\* Total Return Net Index

### Country and Size Weightings

Country	Count	Weight
United States	12	89.66%
Netherlands	1	10.34%

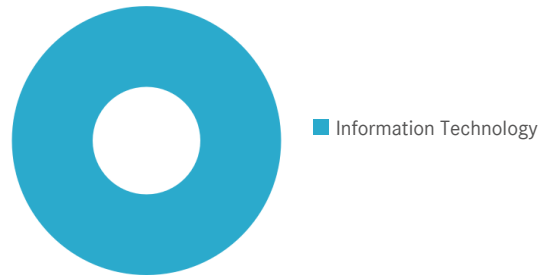


Size	Count	Weight
Large-Cap (> 6 bn)	8	78.85%
Mid-Cap (1.5 bn - 6 bn)	2	14.50%
Small-Cap (0.2 bn - 1.5 bn)	3	6.65%
Micro-Cap (0.0 bn - 0.2 bn)	0	0.00%

## BlueStar® Big Data & AI Index

### Sector Weightings

Sector	Count	Weight
Information Technology	13	100.00%



### Index Components

Top Components by Weight	Country	Weight	Best Performing Components	YTD	1 Day
ORACLE CORP	US	10.89%	BIGBEAR.AI HOLDINGS INC	-15.89%	8.43%
MICROSTRATEGY INC-CL A	US	10.73%	COUCHBASE INC	13.10%	7.92%
ELASTIC NV	NL	10.34%	MONGODB INC	-6.13%	4.83%
TERADATA CORP	US	10.12%	APPIAN CORP	-0.27%	3.76%
SNOWFLAKE INC	US	9.88%	PALANTIR TECHNOLOGIES INC	31.16%	3.73%
MONGODB INC	US	9.78%			
CONFLUENT INC-CLASS A	US	9.19%			
INFORMATICA INC	US	9.05%			
PALANTIR TECHNOLOGIES INC	US	8.98%			
APPIAN CORP	US	4.38%			
BIGBEAR.AI HOLDINGS INC	US	3.02%			
COUCHBASE INC	US	2.92%			
<b>Subtotal</b>		99.29%			
			Worst Performing Components	YTD	1 Day
			DOMO INC - CLASS B	-26.24%	-0.39%
			TERADATA CORP	-13.42%	0.16%
			INFORMATICA INC	12.36%	0.19%
			ORACLE CORP	11.96%	2.02%
			ELASTIC NV	-4.68%	2.52%

### Symbols

	Symbol	ISIN	WKN	Sedol	Bloomberg	Reuters	Telekurs
<b>Price Index</b>	BDAI	DE000SLOHN42	SLOHN4	BMB11D5	BDAI	.BDAI	128264894
<b>Total Return Net</b>	BDAITR	DE000SLOHN59	SLOHN5	BMB11H9	BDAITR	.BDAITR	128267200
<b>Total Return Gross</b>	-	-	-	-	-	-	-

For further information visit [www.marketvector.com](http://www.marketvector.com)

Nothing on this factsheet shall be considered a solicitation to buy or an offer to sell a security, or any other product or service, to any person in any jurisdiction where such offer, solicitation, purchase or sale would be unlawful under the laws of such jurisdiction. Neither MarketVector Indexes GmbH nor any of its licensors makes any warranties or representations, express or implied, to the user with respect to any of the data contained herein. The data is provided for informational purposes only, and the Company shall not be responsible or liable for the accuracy, usefulness or availability of any information transmitted or made available through it. The MarketVector™ family of indexes (MarketVector™, BlueStar®, MVIS®) is protected through various intellectual property rights and unfair competition and misappropriation laws. MVIS® is a registered trademark of Van Eck Associates Corporation that has been licensed to MarketVector Indexes GmbH. MarketVector™ and MarketVector Indexes™ are pending trademarks of Van Eck Associates Corporation. BlueStar®, BlueStar Indexes™, BIGI® and BIGITech® are trademarks of MarketVector Indexes GmbH. You require a licence to launch any product whose performance is linked to the value of a particular MarketVector™ Index and for all use of the MarketVector™ name or name of the MarketVector™ Index in the marketing of the product.