

BlueStar® Autonomous Driving Index

The BlueStar® Autonomous Driving Index (BAUT) tracks the performance of the largest and most liquid companies in the global autonomous driving industry. This is a modified market cap-weighted index, and only includes companies that generate at least 50% of their revenue from products or services related to the development of autonomous driving technology, such as advanced driver assistance or autonomous driving systems, vehicle-to-vehicle and vehicle-to-everything communications, and automobile-embedded machine learning systems.

Key Features



	All Time High/Low	52-Week High/Low
Total Return Net Index	482.36/100.00	382.99/288.17

Size and Liquidity Requirements

Full MCap of at least 250 mln USD. Three month average-daily-trading volume of at least 1 mln USD at a review and also at the previous two reviews. At least 250,000 shares traded per month over the last six months at a review and also at the previous two reviews.

Universe

Companies have to offer products or services that facilitate ADAS or autonomous driving, fleet management, or automobile infotainment.

Diversification

Companies are equally weighted within tiers.

Review

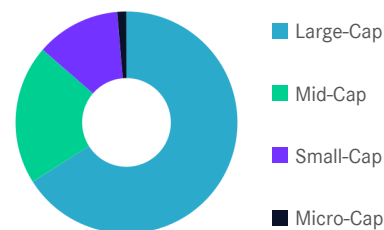
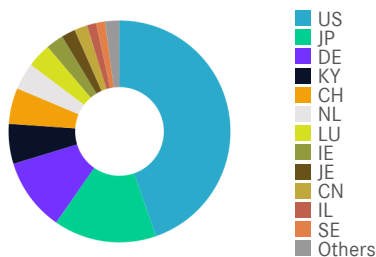
Semi-annual in June and December.

Index Data

INDEX PARAMETERS				FUNDAMENTALS*		ANNUALISED PERFORMANCE*	
Launch Date	10 May 2018	Components	96	Price/Earnings Trailing	-164.48	1 Month	-5.63%
Type	Sector	Volatility (250 days)	19.43	Price/Book	1.69	1 Year	5.25%
Currency	USD	Full MCap bn USD	6,378.49	Price/Sales	0.95	3 Years	-10.65%
Base Date	28 Dec 2012	Float MCap bn USD	4,925.87	Price/Cash Flow	8.52	5 Years	2.91%
Base Value	100.00	Correlation* (250 days)	0.66	Dividend Yield	1.55	7 Years	10.66%
* NASDAQ OMX Global Automobile				* as of 31 Mar 2024		* Total Return Net Index	

Country and Size Weightings

Country	Count	Weight
United States	44	44.68%
Japan	13	14.99%
Germany	10	10.60%
Cayman Islands	7	5.83%
Switzerland	2	5.23%
Netherlands	4	3.92%
Luxembourg	1	3.52%
Ireland	2	2.55%
Jersey	1	2.05%
China	2	1.89%
Israel	1	1.35%
Sweden	3	1.30%
Others	6	2.08%

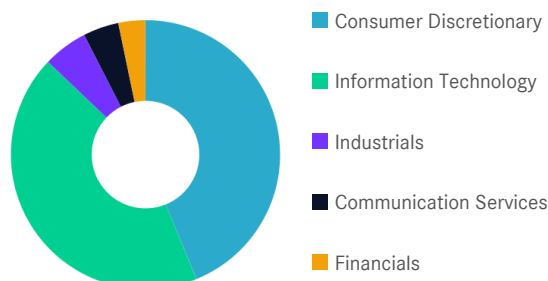


Size	Count	Weight
Large-Cap (> 6 bn)	52	66.04%
Mid-Cap (1.5 bn - 6 bn)	24	20.33%
Small-Cap (0.2 bn - 1.5 bn)	19	12.28%
Micro-Cap (0.0 bn - 0.2 bn)	1	1.35%

BlueStar® Autonomous Driving Index

Sector Weightings

Sector	Count	Weight
Consumer Discretionary	43	43.84%
Information Technology	43	43.26%
Industrials	5	5.36%
Communication Services	3	4.30%
Financials	2	3.24%



Index Components

Top Components by Weight	Country	Weight	Best Performing Components	YTD	1 Day
NVIDIA CORP	US	4.29%	GWMOTOR	16.27%	5.39%
SPOTIFY TECHNOLOGY SA	LU	3.52%	TESLA INC	-31.51%	4.97%
CORPAY INC	US	2.84%	SILICON LABORATORIES INC	-10.09%	4.09%
MERCEDES-BENZ GROUP AG	DE	2.75%	ELMOS SEMICONDUCTOR SE	0.52%	4.03%
NXP SEMICONDUCTOR NV	NL	2.73%	INFINEON TECHNOLOGIES AG	-15.58%	3.83%
DENSO CORP ORD	JP	2.71%			
GARMIN LTD	CH	2.70%			
AURORA INNOVATION INC	US	2.70%			
AUTOLIV INC	US	2.68%			
MICROCHIP TECHNOLOGY INC	US	2.61%			
HONDA MOTOR CO LTD-SPONS ADR	JP	2.58%			
TE CONNECTIVITY LTD	CH	2.53%			
Subtotal		34.65%			

Worst Performing Components	YTD	1 Day
CERENCE INC	-52.24%	-6.57%
PANASONIC HOLDINGS CORP	-12.97%	-5.22%
SIRIUS XM HOLDINGS INC	-44.50%	-4.43%
SMART EYE AB	-19.20%	-4.29%
LUMINAR TECHNOLOGIES INC-CL A	-59.35%	-4.20%

Symbols

	Symbol	ISIN	WKN	Sedol	Bloomberg	Reuters	Telekurs
Price Index	BAUT	DE000A30A012	A30A01	BL54G61	BAUT	.BAUT	118227298
Total Return Net	BAUTNTR	DE000A3CLJ21	A3CLJ2	BLNPN5	BAUTNTR	.BAUTNTR	57061604
Total Return Gross	-	-	-	-	-	-	-

For further information visit www.marketvector.com

Nothing on this factsheet shall be considered a solicitation to buy or an offer to sell a security, or any other product or service, to any person in any jurisdiction where such offer, solicitation, purchase or sale would be unlawful under the laws of such jurisdiction. Neither MarketVector Indexes GmbH nor any of its licensors makes any warranties or representations, express or implied, to the user with respect to any of the data contained herein. The data is provided for informational purposes only, and the Company shall not be responsible or liable for the accuracy, usefulness or availability of any information transmitted or made available through it. The MarketVector™ family of indexes (MarketVector™, BlueStar®, MVIS®) is protected through various intellectual property rights and unfair competition and misappropriation laws. MVIS® is a registered trademark of Van Eck Associates Corporation that has been licensed to MarketVector Indexes GmbH. MarketVector™ and MarketVector Indexes™ are pending trademarks of Van Eck Associates Corporation. BlueStar®, BlueStar Indexes®, BIGI® and BIGITech® are trademarks of MarketVector Indexes GmbH. You require a licence to launch any product whose performance is linked to the value of a particular MarketVector™ Index and for all use of the MarketVector™ name or name of the MarketVector™ Index in the marketing of the product.