

BlueStar® Artificial Intelligence Index

The BlueStar® Artificial Intelligence Index (BAI) tracks the performance of the largest and most liquid companies in the global artificial intelligence industry. This is a modified market cap-weighted index, and only includes companies involved in hardware, software, or services related to machine learning or artificial intelligence.

Key Features



Index 1,041.91/100.00 1,041.91/585.81

Size and Liquidity Requirements

Full MCap of at least 1 bln USD. Three month average-daily-trading volume of at least 2 mln USD at a review and also at the previous two reviews. At least 250,000 shares traded per month over the last six months at a review and also at the previous two reviews.

Universe

Companies have to generate at least 50% revenues from hardware, software, or services related to machine learning or artificial intelligence.

Diversification

Company weightings are capped at 5%.

Review

Semi-annually in March and September with quarterly rebalances.

Index Data

INDEX PARAMETERS

Launch Date	26 Mar 2018	Components	82
Type	Sector	Volatility (250 days)	32.42
Currency	USD	Full MCap bn USD	15,231.95
Base Date	31 Dec 2012	Float MCap bn USD	12,220.27
Base Value	100.00	Correlation* (250 days)	0.76

* Indxx Global Robotics & Artificial Intelligence Thematic * as of 30 Nov 2025

FUNDAMENTALS*

Price/Earnings Trailing	-51.85
Price/Book	4.05
Price/Sales	6.87
Price/Cash Flow	28.17
Dividend Yield	0.20

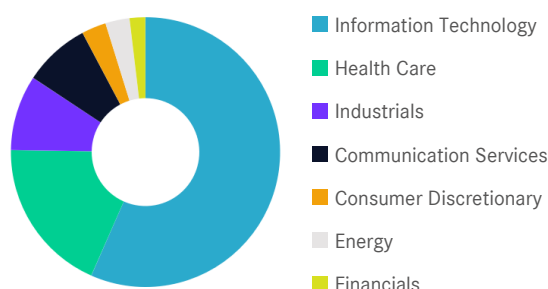
ANNUALISED PERFORMANCE*

1 Month	0.20%
1 Year	14.42%
3 Years	27.94%
5 Years	9.53%
Since Inception	18.64%

* Total Return Net Index

Sector Weightings

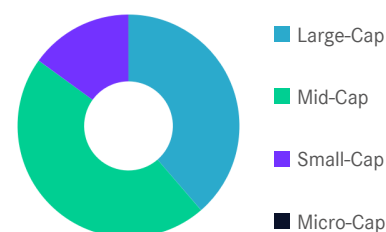
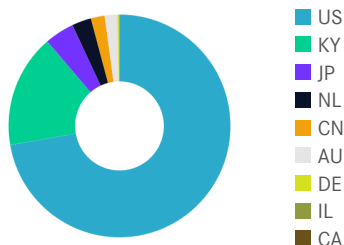
Sector	Count	Weight
Information Technology	63	56.60%
Health Care	5	18.65%
Industrials	5	9.04%
Communication Services	6	7.97%
Consumer Discretionary	1	2.95%
Energy	1	2.89%
Financials	1	1.91%



BlueStar® Artificial Intelligence Index

Country and Size Weightings

Country	Count	Weight
United States	59	72.27%
Cayman Islands	10	16.44%
Japan	2	4.31%
Netherlands	3	2.84%
China	3	2.01%
Australia	1	1.85%
Germany	1	0.27%
Israel	2	0.01%
Canada	1	0.01%



Size	Count	Weight
Large-Cap (> 6 bn)	43	38.65%
Mid-Cap (1.5 bn - 6 bn)	27	46.34%
Small-Cap (0.2 bn - 1.5 bn)	12	15.01%
Micro-Cap (0.0 bn - 0.2 bn)	0	0.00%

Index Components

Top Components by Weight	Country	Weight	Best Performing Components	YTD	1 Day
GRAIL INC	US	8.45%	WAYSTAR HOLDING CORP	-11.55%	6.78%
PONY AI ADR	KY	5.34%	ASTERA LABS INC	31.14%	5.71%
BIGBEAR.AI HOLDINGS INC	US	5.26%	SYMBOTIC INC	168.33%	5.59%
UIPATH CL A ORD	US	4.33%	PONY AI ADR	5.71%	3.27%
NVIDIA CORP	US	4.24%	RIGETTI COMPUTING INC	76.15%	2.91%
GRID DYNAMICS HOLDINGS INC	US	3.63%			
SYMBOTIC INC	US	3.63%			
XOMETRY INC-A	US	3.56%			
APPLOVIN CORP	US	3.53%			
MICROSOFT CORP	US	3.46%			
HINGE HEALTH INC CLASS A	US	3.45%			
WERIDE ADR	KY	2.95%			
Subtotal		51.82%			
			Worst Performing Components	YTD	1 Day
			QUNABOX GROUP ORD	-61.89%	-13.99%
			ORACLE CORP	20.54%	-10.83%
			APPIAN CORP	15.43%	-7.03%
			DRONESHIELD LTD	197.24%	-6.13%
			DOBOT ORD H	48.94%	-5.20%

Symbols

	Symbol	ISIN	WKN	Sedol	Bloomberg	Reuters	Telekurs
Price Return	BAIPR	DE000A30A004	A30A00	BL54G49	BAIPR	.BAIPR	118227296
Total Return Net	BAINTR	DE000A3CLJ05	A3CLJ0	BLNPND2	BAINTR	.BAINTR	57061602
Total Return Gross	-	-	-	-	-	-	-

BlueStar® Artificial Intelligence Index

For further information visit www.marketvector.com

Nothing on this factsheet shall be considered a solicitation to buy or an offer to sell a security, or any other product or service, to any person in any jurisdiction where such offer, solicitation, purchase or sale would be unlawful under the laws of such jurisdiction. Neither MarketVector Indexes GmbH nor any of its licensors makes any warranties or representations, express or implied, to the user with respect to any of the data contained herein. The data is provided for informational purposes only, and the Company shall not be responsible or liable for the accuracy, usefulness or availability of any information transmitted or made available through it. The MarketVector™ family of indexes (MarketVector™, Bluestar®, MVIS®) is protected through various intellectual property rights and unfair competition and misappropriation laws. MVIS® is a registered trademark of Van Eck Associates Corporation that has been licensed to MarketVector Indexes GmbH. MarketVector™ and MarketVector Indexes™ are pending trademarks of Van Eck Associates Corporation. BlueStar®, BlueStar Indexes®, BIGI® and BIGITech® are trademarks of MarketVector Indexes GmbH. You require a licence to launch any product whose performance is linked to the value of a particular MarketVector™ Index and for all use of the MarketVector™ name or name of the MarketVector™ Index in the marketing of the product.